

WOOD RANCH - LAKE PARK VILLAGE







HOMEOWNERS ASSOCIATION

PARKWAY GUIDELINES

The following options have been approved by the Board of Directors as an alternative parkway material. Please make sure to review the notes beside each option, provided below, on proper placement or care. Please note: the option of pavers is only to create a pathway and must not cover more than 20% of the parkway.

An Architectural Application is still required to be submitted prior to any work being started

LAKE PARK - APPROVED PARKWAY TREATMENTS IN ADDITION TO LAWN WHICH IS ALLOWED

Photo	Botanical Name Common Name	Water Needs	Height and Width	Notes
	Dymondia margaetae Dymondia	Low	2" high X 16" wide	Forms a tight mat spreading slowly by offsets, yellow flowers in summer, develops deep roots making it very drought tolerant, can take light foot traffic
	Chamaemelum nobile 'Treneague' Chamomile	Med	3" high X 12" wide	Soft textured, bright green, no flowers, doesn't need mowing to maintain a neat look, takes sun or shade, aromatic leaves.
	Hernaria glabra Green Carpet	Low - med	1" high X 12" wide	Very tiny bright green leaves, foliage turns reddish in winter, spreads by rooting stems but won't grow out of control, takes light foot traffic.
	Lysimachia nummularia Creeping Jenny	Med	4" high X 18" wide	Takes some shade, spreads by underground stems and may spread two feet or more, fast growing, divide clumps every two or three years.
	<u>Thyme</u> <ul style="list-style-type: none"> Thymus praecox 'Elfin' Elfin Creeping Thyme Thymus praecox 'Reiters' Reiter's thyme Thymus Pseudolanuifiosus Wooly Thyme 	Low - Med	2" high X 5" wide 3" high X 24" wide 2-3" X 36" wide	Sun loving, fine textured aromatic leaves, shear or cut back established plants to keep them compact, takes light foot traffic. Reiter's takes some shade.
	Angelus Block concrete pavers Style - Holland Color - Cream-Brown-Charcoal Blend Note: Any other hardscape material is prohibited.		4" by 8"	May be used to create 3' wide pathway(s) through the parkway from street to sidewalk. Set pavers in a minimum 1" sand bed flush with curb and sidewalk. Pavers should not cover more than 20% of the overall square footage of the parkway.